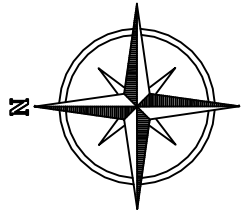
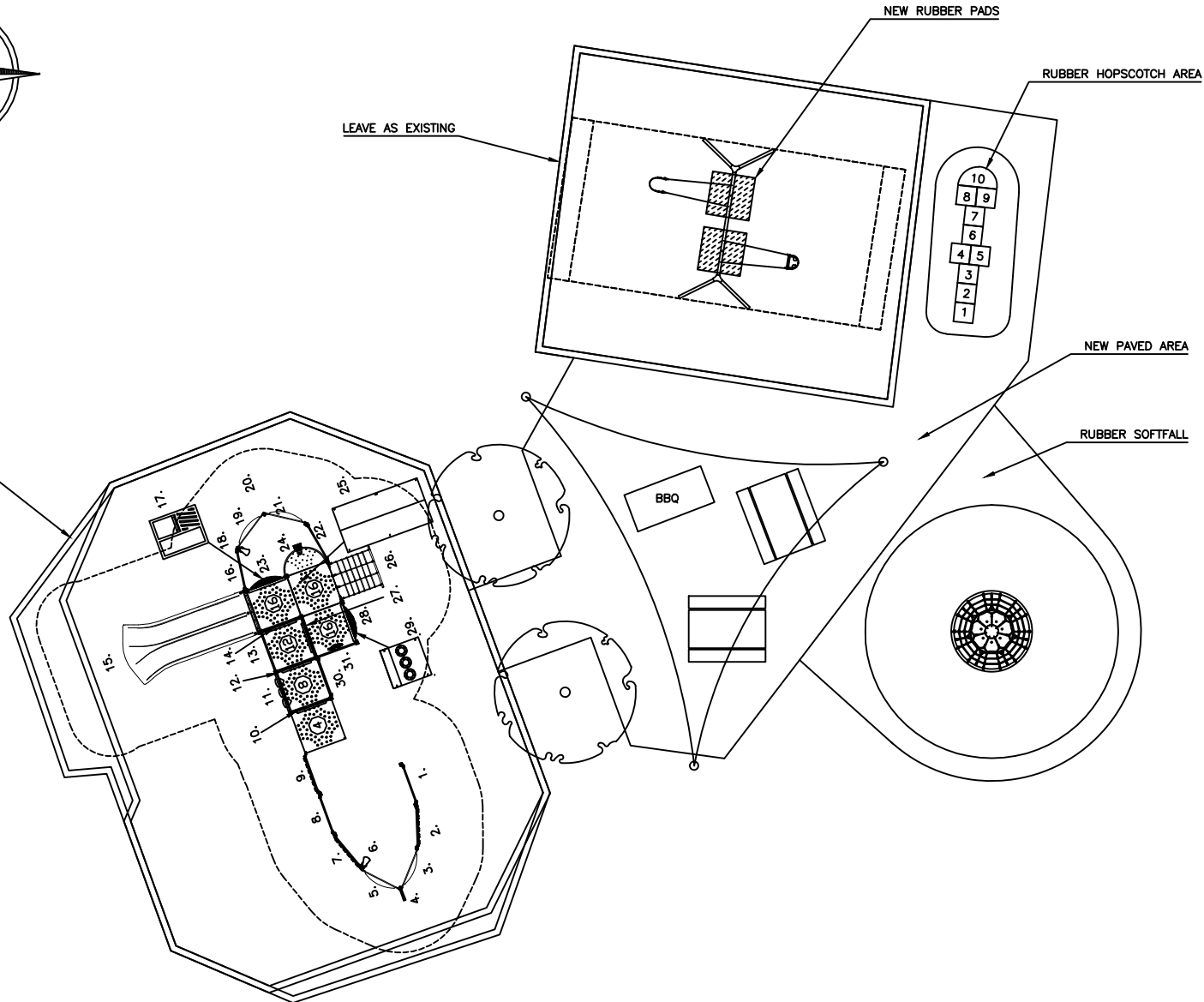


THIS DRAWING IS INDICATIVE ONLY

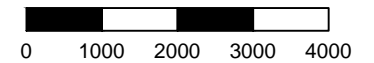


DO NOT SCALE

SMALL AMOUNT OF EXTENSION TO PLAYGROUND AREA AND EDGING



SCALE = mm



APPROX AREA (sq.m.): - APPROX PERIMETER (lin.m.): -



DISTRIBUTED BY THE PLAYGROUND PEOPLE

PH 02 6297 3700

DRAWING No.: PP12680

REV: A

DRN: R. CROOKE

SCALE 1:150

SIZE

DATE: 01/06/17

SHEET 1 OF 1

A4

- Heights above Playground surface are shown on decks and all play equipment, is. Ⓢ = 400mm
- Impact absorbing ground cover is required under and around all play equipment.
- The min. recommended fall zone around the entire play structure is shown. This zone is to be free of all tripping or collision hazards (ie. roots, rocks, border material, etc).
- Site layout and dimensions are subject to verification prior to installation.
- Dimensions in millimetres unless stated otherwise.

