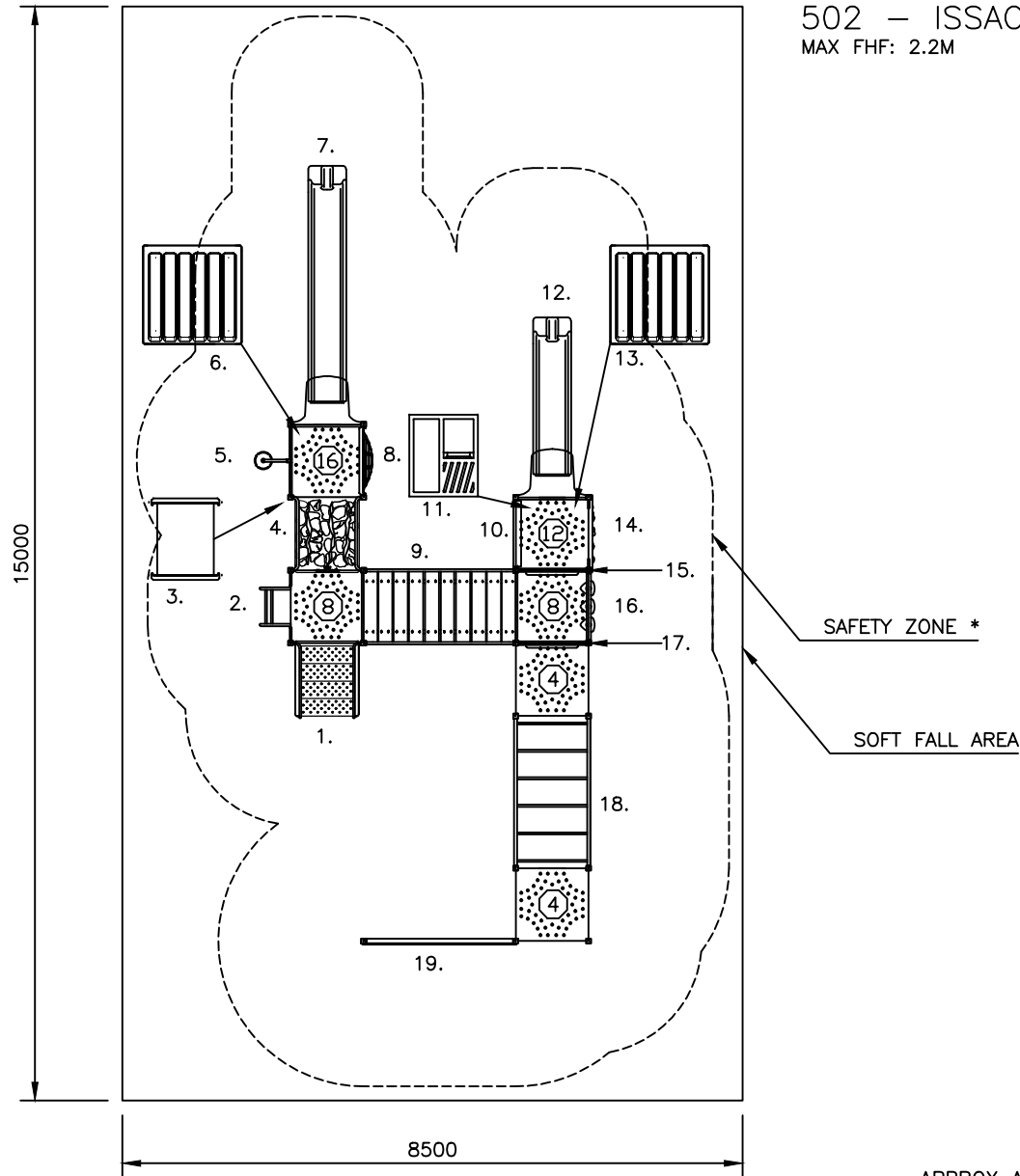


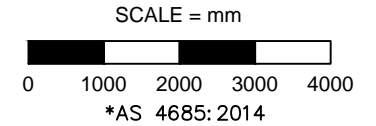

THIS DRAWING IS INDICATIVE ONLY

502 - ISSAC
MAX FHF: 2.2M

1. DK-GRND STAIRS 800
2. VERTICAL LADDER 800
3. 1m CRAWL TUBE (UNDER)
4. ROCKY RAMBLE DK-DK 800
5. SINGLE POMMEL CLIMBER 1600
6. ARC ROOF & INFILL PANELS
7. HOODED CATERPILLAR SLIDE 1600
8. EYE SPY PANEL
9. TIMBER ARC BRIDGE & BARRIER
10. PLASTIC OBLIQUE PANEL
11. SHOP FRONT PANEL (UNDER)
12. HOODED CATERPILLAR SLIDE 1200
13. ARC ROOF & INFILL PANELS
14. ROCKWALL CHALLENGE 1200
15. STEP PANEL & LOOPS
16. NAUGHTS & CROSSES PANEL
17. STEP PANEL & LOOPS
18. CHALLENGE LADDER
19. SPIDER CLIMBER



DO NOT SCALE



APPROX AREA (sq.m.): 127.5 APPROX PERIMETER (lin.m.): 47.0

502 - ISSAC
EXTREME UNIT
STANDARD DRAWING

DRAWING No.: 502 REV: B
DRN: K.BARKER SCALE 1:100 SIZE
DATE: 30/06/17 SHEET 1 OF 1 A4

- Heights above Playground surface are shown on decks and all play equipment. is. Ⓢ = 40mm
- Impact absorbing ground cover is required under and around all play equipment.
- The min. recommended fall zone around the entire play structure is shown. This zone is to be free of all tripping or collision hazards (ie. roots, rocks, border material, etc).
- Site layout and dimensions are subject to verification prior to installation.
- Dimensions in millimetres unless stated otherwise.

